

1 Porta P01

2 Porta P02

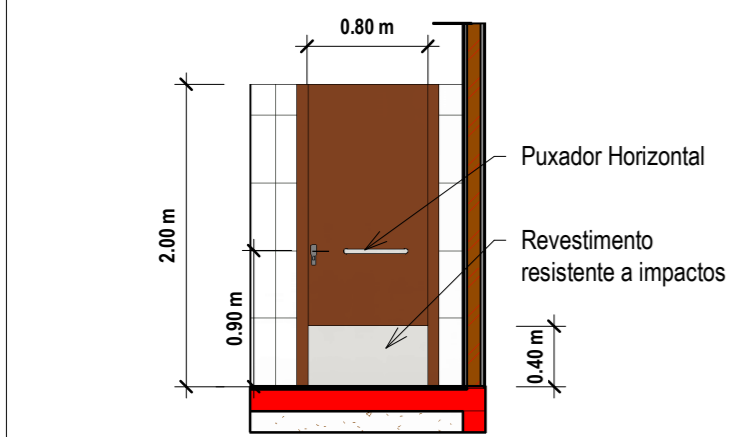
3 Porta P03

4 Porta P04

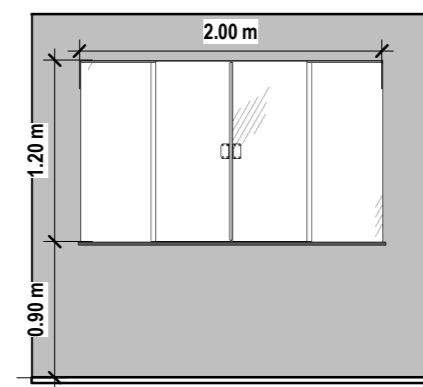
5 Porta P05

6 Porta P06

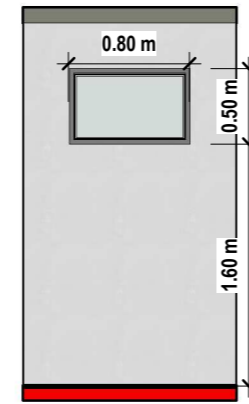
7 Porta P07



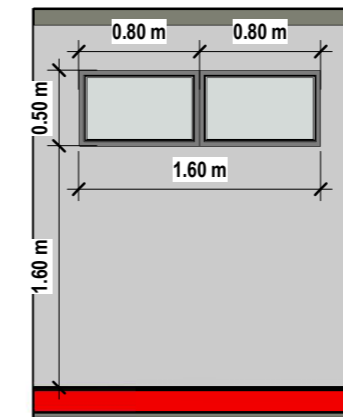
8 Porta P08



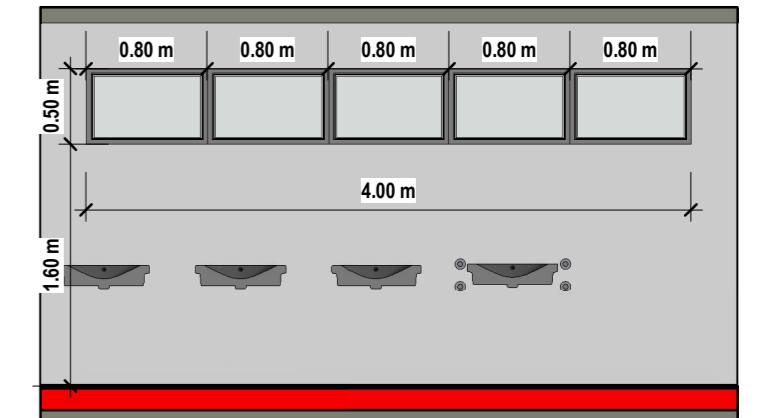
9 Janela de Correr



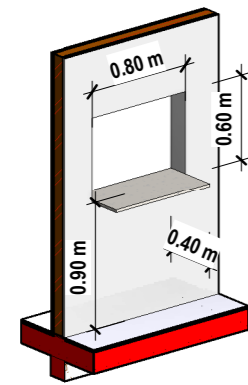
10 Janela Maxim Air simples



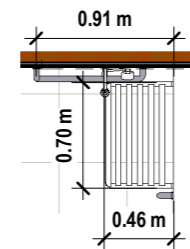
11 Janelas Maxim Ar Duplas



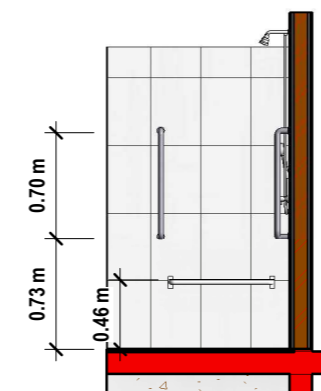
12 Janela Maxim air Quintuplas



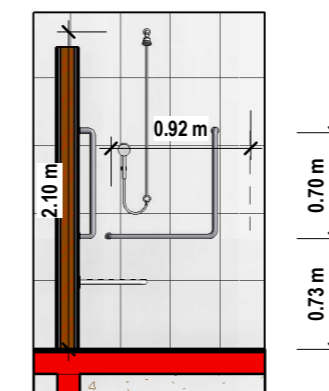
13 Abertura Cozinha para Bar



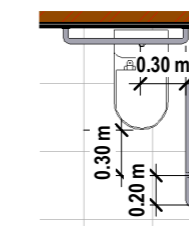
14 Chuveiro PNE
1 : 50



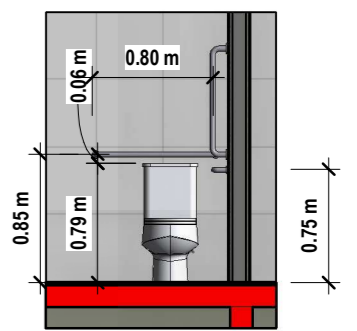
15 Chuveiro PNE



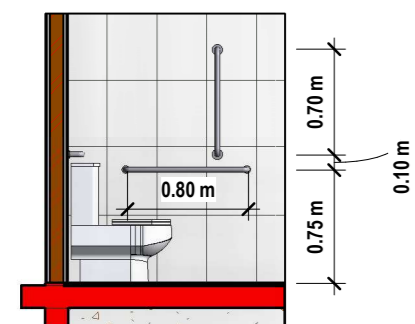
16 Chuveiro PNE 2



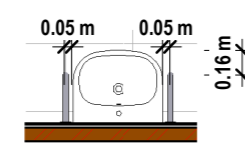
17 Sanitário PNE
1 : 50



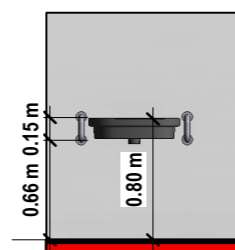
18 Sanitario PNE



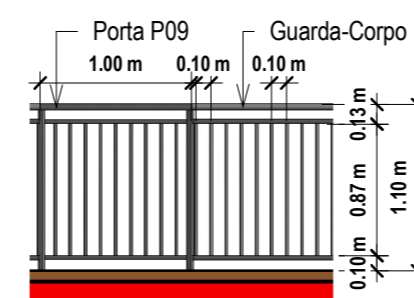
19 Sanitario PNE 2



20 Lavatório PNE
1 : 50



21 Lavatório PNE



22 Guarda-Corpo e Porta P09
1 : 50

 <p>PREFEITURA DO MUNICÍPIO DE SANTA CECÍLIA ENGENHARIA E PROJETOS R. JOÃO GOETTEN SOBRINHO - CENTRO SANTA CECÍLIA, SC FONE: (49) 3244-2032</p>	
<p>Título: Arena Poliesportiva</p>	
<p>Local da obra: Rua Guilherme Rauem nº308</p>	
<p>Projeto: ARQUITETÔNICO</p>	
<p>Data: 11/04/2022</p>	
<p>Eng° Resp. Projeto: Rafael Roman Vanz Eng. Civil CREA/SC 159738-4</p>	
<p>Eng° Resp. Execução: X X X</p>	
<p>Proprietário/Responsável: NOME: Alessandra Aparecida Garcia CNPJ: 85.997.237/0001-41</p>	
<p>Escala: Indicada</p>	
<p>Desenhista: Rafael R. V.</p>	
<p>Construir (m²): 2390,13</p>	
<p>Terreno (m²): 2595,65</p>	
<p>Folha: 12/13</p>	